

CHECK VALVE TYPE ZZA63

CHARACTERISTIC:

Diameter	-	15 -200 mm;
Pressure	-	63 bar;
Temperature	-	up to 250°C for acids, bases and other aggressive media;
	-	up to 550°C for non-toxic media; (with PTFE sealing up to 200°C);
Medium	-	acids, liquors, water, steam and other non-toxic and non aggressive liquid and gas media, engine fuel.

VERSIONS: type - body material / ends / disc and disc ring / others

Example: ZZA63 / --- / --- / ---

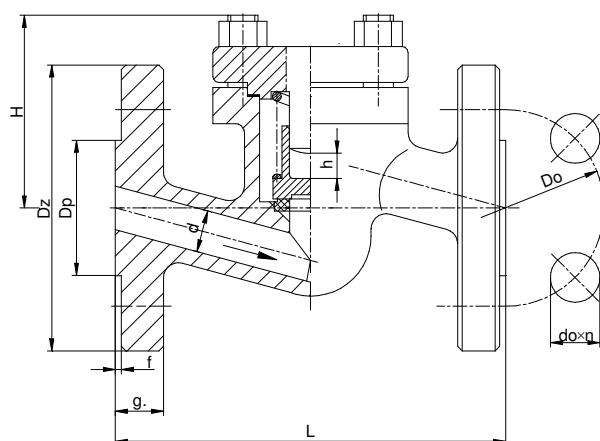
Example: ZZB63 / S / L / ---

Type - body material	Sign	Ends	Sign	Disc and disc ring	Sign	Others	Sign
X6CrNi18-10 or GX5CrNi19-10	ZZA63	Standard - flanged	---	Standard	---	-----	---
X2CrNiMo17-12-2 or GX5CrNiMo19-11-2	ZZB63	Butt weld ends	S	PTFE ring	P		
		Socket weld	SW	NBR ring	N		
		Threaded	G	STELLIT ring	L		

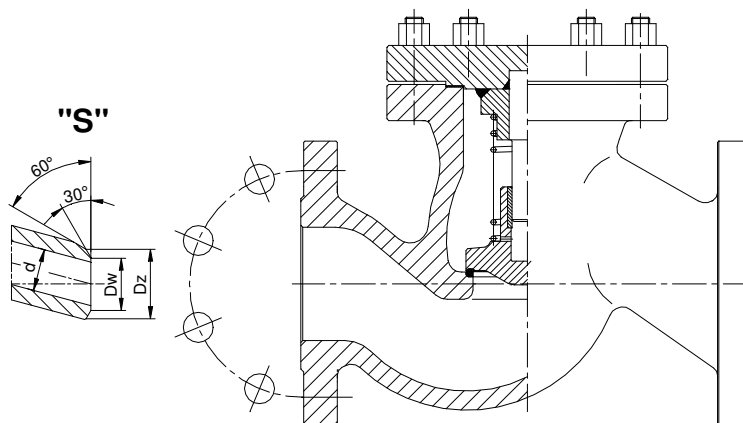
APPLICATION:

The check valve is designed to keep pipeline safe from returning the medium.

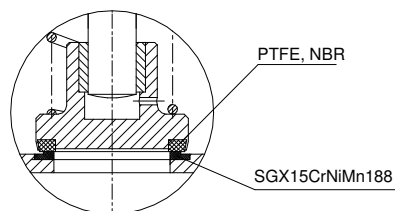
DN 15 ÷ 40



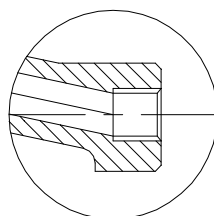
DN 50 ÷ 200



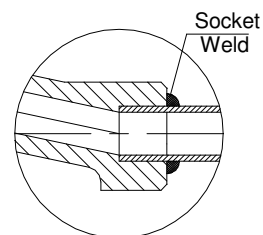
T_{MAX} 200°C



"G"



"SW"



FABRYKA ARMATURY PRZEMYSŁOWEJ

WAKMET Sp. z o.o.

Bodzanów 75 48-340 GŁUCHOŁAZY
tel.+48 77 439-40-20, fax +48 77 439-18-72
wakmet@wakmet.com.pl www.wakmet.com.pl

MATERIALS:

Versions	ZZA63	ZZB63	ZZA63	ZZB63
Parts	DN 15 - 50			
	DN 65 - 200			
Body, bonnet	X6CrNiTi18-10 (1.4541)	X2CrNiMo17-12-2 (1.4404)	GX5CrNi19-10 (1.4308)	GX5CrNiMo19-11-2 (1.4408)
Disc	X6CrNiTi18-10 (1.4541)	X2CrNiMo17-12-2 (1.4404)	X6CrNiTi18-10 (1.4541)	X2CrNiMo17-12-2 (1.4404)
Spring	X6CrNiTi18-10 (1.4541)			
Gasket	Grafit			

Special materials on request; modifications reserved.

DIMENSIONS:

Standard - flanged													With butt weld ends			
DN	d	Dz	Dp	Do	do	n	L	g.	f	H	h	Weight	Dz	Dw	L	Weight
15	14	105	45	75	14	4	210	20	2	70	13	4,00	22	17	160	2,70
20	19	130	58	90	18	4	230	22	2	75	13	6,20	28	22	160	2,70
25	23	140	68	100	22	4	230	24	2	75	13	8,30	35	28,5	160	2,70
32	30	155	78	110	22	4	260	24	2	95	16	11,50	44	36,5	230	5,20
40	38	170	88	125	22	4	260	28	3	95	18	14,80	50	43	230	7,70
50	45	180	102	135	22	4	300	26	3	140	22	15,70	62	54	300	12,90
65	62	205	122	160	22	8	340	26	3	170	30	37,50	77	69	340	26,30
80	73	215	138	170	22	8	380	28	3	195	40	40,30	91	81	380	27,50
100	94	250	162	200	22	8	430	30	3	200	55	54,00	117	104	430	37,20
125	120	295	188	240	26	8	500	34	3	225	65	76,00	144	130,5	500	48,90
150	144	345	218	290	33	8	550	36	3	300	70	151,00	172	156,5	550	101,10
200	195	415	285	345	36	12	650	42	3	400	100	215,00	223	204,5	650	135,00

Dimensions in mm; modifications reserved.

TECHNICAL DATA:

Body material	Medium	PN	Maximal working pressure at working temperature															
			20°C	100°C	150°C	200°C	250°C	300°C	350°C	400°C	450°C	480°C	500°C	510°C	520°C	530°C	540°C	550°C
X6CrNiTi18-10 (1.4541)	aggressive media	63	63,0	62,4	58,8	55,8	53,1	-	-	-	-	-	-	-	-	-	-	-
			GX5CrNi19-10 (1.4308)	63	63,0	57,3	51,6	47,1	43,5	-	-	-	-	-	-	-	-	-
X6CrNiTi18-10 (1.4541)	non aggressive media	63	63,0	62,4	58,8	55,8	53,1	50,1	48,3	46,8	45,7	45,2	44,7	44,1	43,8	43,3	42,8	42,6
			GX5CrNi19-10 (1.4308)	63	63,0	55,5	48,0	42,8	37,5	35,2	33,0	30,7	28,5	26,2	24,0	-	-	-
X2CrNiMo17-12-2 (1.4404)	Aggressive media	63	63,0	63,0	61,3	58,5	57,7	-	-	-	-	-	-	-	-	-	-	-
GX5CrNiMo19-11-2 (1.4408)		63	63,0	51,0	45,8	40,5	37,5	-	-	-	-	-	-	-	-	-	-	-
X2CrNiMo17-12-2 (1.4404)	Non Aggressive media	63	63,0	63,0	61,3	58,5	57,7	54,4	52,1	50,6	49,3	48,6	48,0	47,9	47,8	47,7	47,7	47,6
GX5CrNiMo19-11-2 (1.4408)		63	63,0	51,0	45,8	40,5	37,5	34,5	33,0	31,5	30,6	30,4	30,2	-	-	-	-	-

MOUNTING AND OPERATING:

The valve can only be mounted and operated by skilled, properly trained and qualified personnel. Incorrect assembly or operation of the valve may have substantial impact on the entire system such as fluid leakage, reduction in system's function etc.

Before a valve is installed the pipeline must be clean from any mechanical impurities. The compatibility of critical parameters of the flow must be checked with the parameters of the valve. Check valve can be mounted to a pipe-line in any position. The direction of flow should only comply with the arrow marked on the body. The valve should be operated strictly with its assign. In order to provide valve's reliability the following suggestions must be observed:

- medium flowing through the valve is supposed to be clean out of any mechanical impurities;
- the valve must be protected from any mechanical damages during its work;
- nominal parameters marked on the valve must be observed.